

ATIPA

PT. Adiwarna Pratama Indonesia

Showroom : Jl. Goldfinch Utara No.70
Cihuni, Kec. Pagedangan,
Kabupaten Tangerang,
Banten 15332

E-mail : atipa.mcm@gmail.com

Tel : +62 878-8722-6588 (Jonathan)

+62-878-7859-7776 (Jason)

Instagram : [@atipamcm](https://www.instagram.com/atipamcm)

www.atipaindonesia.com

ATIPA

Modified Clay Material

**FLEXIBLE
TILE**

FACADE & CLADDING

Modified Clay Material / MCM



Mineral Powder

ATIPA flexible tile is a new energy saving high-tech ecological decoration material with state special support and dozens of patents. It adopts natural modified mineral powder as aggregates, green plant fiber and other natural polymers as reinforced materials, and is formed through light enzyme irradiation reaction. The whole production process realized **zero emission and zero pollution**. It is real new environmental material, which can be widely applied to various architecture scenarios, thereby saving energy, recyclable, obtaining from nature and return to nature. Natural modified mineral powder belongs to mineral substances, which has natural features of waterproof, not easy to get powdering and with its own colors, and it's highly cohesive at same time, it can be polymerized for 3D crosslinked structure. With toughening effect of natural plant fiber, it gives **ATIPA** flexible tile excellent performance of **natural waterproof, never powdering and long-lasting colors**.



Natural Waterproof




Never Powdering



Long-lasting Colors

Service life up to >50 years



Various Styles & Appearances

Infinite styling, adjustable size, free piecing for perfect decorative effects




Waterproof & Self-Cleaning

Lotus effect for good performance, waterproof, and easier for surface-cleaning




Freeze-thaw Resistance & Anti Aging

No cracking, no powdering, no deformation in extreme conditions



Anti-UV & Never Fade

Anti UV effectively maintain color so it will never fade




Light Weight

1/7 times lighter, largely saving the transport and construction costs compared with ceramic tiles




Level A-1 Fire Retardant

The products reach Level A1 fireproof standard, reducing fire risk effectively



3D Sound Absorbing

The fiber and other natural polymers make 3D mesh for absorbing the noise effectively



Natural Texture

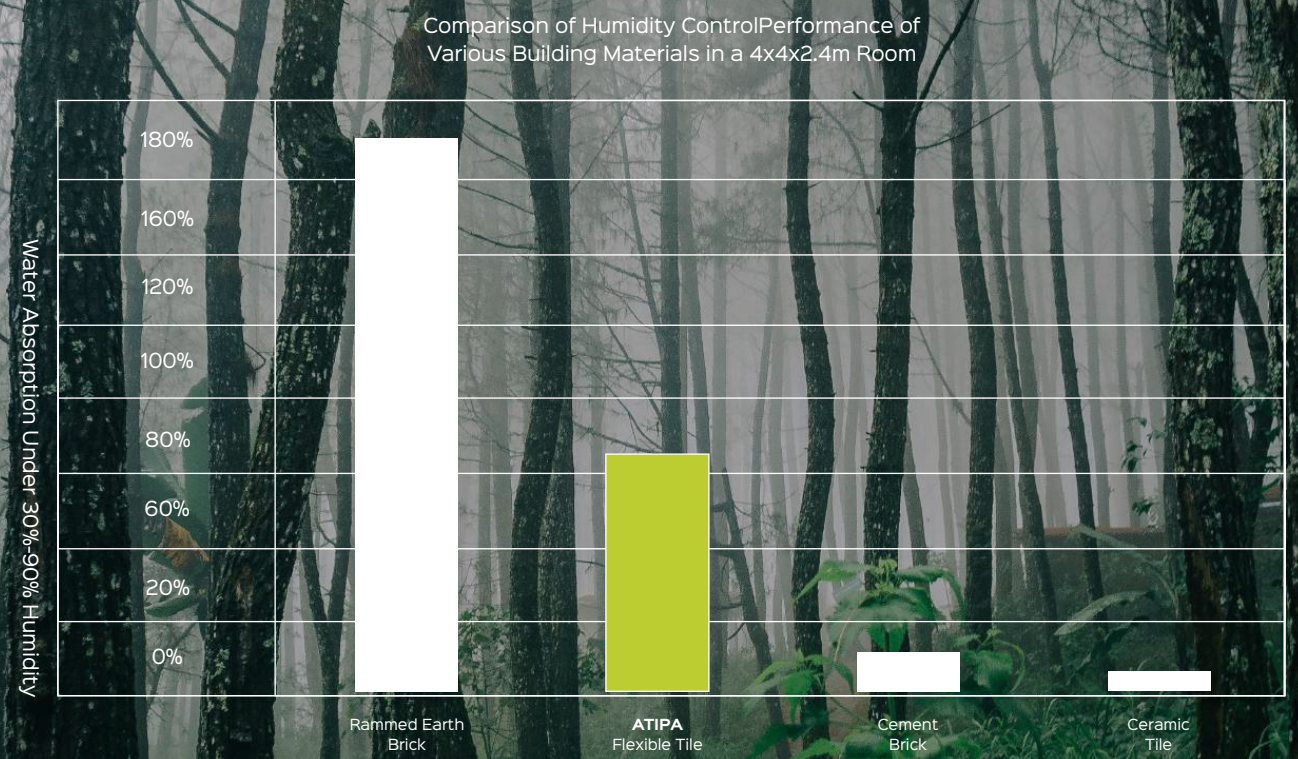
It is natural texture without reflecting light, refracting and sunshine reflecting

Product Features

ATIPA FLEXIBLE TILE VS TRADITIONAL DECORATION MATERIAL

	STONE	EXTERIOR WALL BRICK	COATINGS	ALUMINUM COMPOSITE PLATE	ATIPA
Environmental Protection	Non-environmental Deforestation	Non-environmental discharge lot od carbon dioxide and waste during production	Non-environmental Discharge pollitions with formaldehyde during production	Non-environmental Discharge pollitions	Very environmental, zero-pollution, natural raw material, no waste discharge & recycleable
Transportation	Heavy, high transportation cost	Heavy, high transportation cost	Requiring special protection, high transportation cost	High transportation cost	Low transportation cost, lightweight, energy-saving & cost-saving
Safety	Unsafe	Unsafe, risk of falling off	Safe	Unsafe	High safety, lightweight, thin, firmly installed, no risk of falling off for high-rise building
Durability	Durable	Durable	Poor, easy to fade	Normal	Durable, freeze-thaw resistance, anti-aging, remain the same in a centenary
Fireproof	Fireproof	Fireproof	--	No Fireproof	Level A1 fireproof
Convenience	Uneasy construction	Uneasy construction	Easy construction	Uneasy construction	Easy construction
Appearance	Only stone product	Limited performance	Lack of performance	Lack of performance	High performance, imitation of stone, wood dermatoglyphs, metal
Light Pollution	Little	Yes	No	High	No light pollution, natural texture

HEALTHY LIVING INDEX OF ATIPA FLEXIBLE TILE



Functional FLEXIBLE TILE



1.

Inclusion of Valuable Negative Oxygen Ions

Release certain negative oxygen ions automatically like being in the forest



2.

Anti-bacterial Mold

Inhibit bacterial growth and provide natural containment to your family



3.

Infrared Emission

The far infrared rays released by the product can provide healthcare at home



4.

Functional Series That Mosquito Repellent


It contains pesticides, pesticides does this by creating a " spatial repelent barrier " that stops mosquitos from entering people's home, or drives them out again before they suck blood




A-VJDS003




A-VJDS200



A-VJDS300




A-VJDS012



A-VJDS014




A-VJDS002



A-VJDS204



A-VJDS201




A-VJDS013



A-VJDS006

NEW SERIES



ATIPA

ECOLOGICAL STONE SERIES

With the shape and texture of natural stone, it can perfectly restore the natural stone style without exploiting mountain.




A-VJBYA034



A-VJBYA076



A-VJBYA074




A-VJBYA075


Normal Size	Packaging Size	PC / Box	m ² / Box	kg / Box
570 x 270 x 2.5-3.3	610 x 310 x 145	28	4.31	22
570 x 570 x 2.5-3.3	610 x 610 x 100	20	6.5	30
1160 x 570 x 2.5-3.3	1298 x 680 x 600	96	64.87	410-420

Chile Slate A

Inspired by nature and featuring primitive beauty, the slate is characterized by special grain and fine texture, delivering an elegant temperament, concisely but not plainly



A-VJBYA077



A-VJBYA079



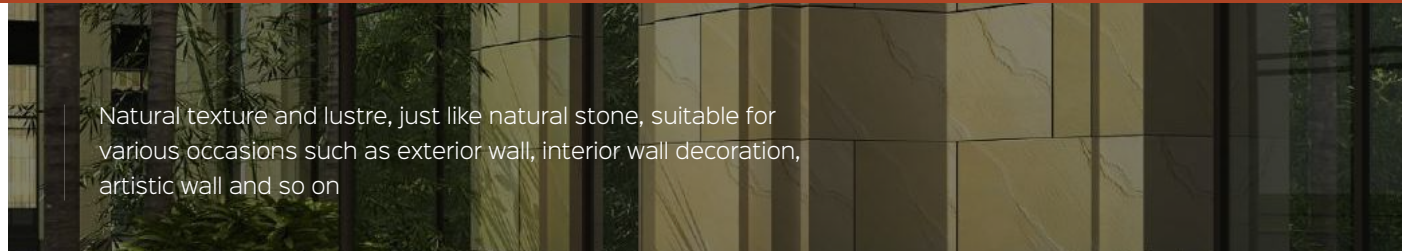
A-VJBYA078



A-VJBYA101





Chile Slate B




Natural texture and lustre, just like natural stone, suitable for various occasions such as exterior wall, interior wall decoration, artistic wall and so on

Normal Size	Packaging Size	PC/Box	m ² /Box	kg/Box
570 x 270 x 2.5-3.3	610 x 310 x 145	28	4.31	22
570 x 570 x 2.5-3.3	610 x 610 x 100	20	6.5	30
1160 x 570 x 2.5-3.3	1298 x 680 x 600	96	64.87	410-420



Professional design team provide you various designs for external walls, indoor and exhibition hall.





A-VJQC079



A-VJQC077

Pancake Rock

Being pure in color, smoothly in texture, this rock presents a feeling of natural primitivism and mysterious romance with the relaxing and leisure atmosphere



A-VJQC078

Normal Size	Packaging Size	PC / Box	m ² / Box	kg / Box
570 x 270 x 2.5-3.3	610 x 310 x 145	30	4.87	21-24
570 x 570 x 2.5-3.3	610 x 610 x 100	30	10.9	42-45
1160 x 570 x 2.5-3.3	1298 x 680 x 600	96	64.87	410-420




Canberra Sandstone

Normal Size	Packaging Size	PC / Box	m ² / Box	kg / Box
570 x 270 x 2.5-3.3	610 x 310 x 145	28	4.31	22
570 x 570 x 2.5-3.3	610 x 610 x 100	20	6.5	30
1160 x 570 x 2.5-3.3	1298 x 680 x 600	96	64.87	400-410

The design of the room is simple, flexible and durable, with a strong sense of times and a designing idea of fashion-capturing.



A-VJSY034



A-VJSY001




A-VJSY066



A-VJSY046



A-VJDS034LS



A-VJDS034QH


Normal Size	Packaging Size	PC / Box	m ² / Box	kg / Box
570 x 270 x 2.5-3.3	610 x 310 x 145	30	4.62	22
570 x 570 x 2.5-3.3	610 x 610 x 100	22	7.15	30
1160 x 570 x 2.5-3.3	1298 x 680 x 600	96	64.87	400-410



A-VJDS080ST



A-VJDS078



A-VJDS076



A-VJDS034



Bohemia Slate


With gorgeous color and fluent grain, this sort of slate can be pieced into an exotic wallpaper, or be used alone to construct a warm and elegant atmosphere.

Normal Size	Packaging Size	PC / Box	m ² / Box	kg / Box
570 x 270 x 2.5-3.3	610 x 310 x 145	30	4.62	22
570 x 570 x 2.5-3.3	610 x 610 x 100	22	7.15	30
1160 x 570 x 2.5-3.3	1298 x 680 x 600	96	64.87	400-410




Roman Travertine


One hundred percent restoration to the genuine appearance of the crude travertine, coupled with natural design of the hole featuring pollutant-resistant and self-cleaning functions, can definitely give you an authentic visual effect.




A-VJBX034



A-VJBX083



A-VJBX058




A-VJBX022



A-VJBX076




A-VJBX040




With crude texture, abundant grains being irregular in depth, Mount Hua Granite can give your building a perfect impression, and raise your project to a higher level.




A-VJDS034



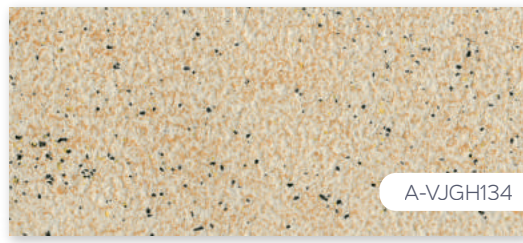
A-VJHG074



A-VJHG089



A-VJGH034



A-VJGH134

Normal Size	Packaging Size	PC / Box	m ² / Box	kg / Box
570 x 270 x 2.5-3.3	610 x 310 x 145	28	4.31	28
570 x 570 x 2.5-3.3	610 x 610 x 100	20	6.5	20
1160 x 570 x 2.5-3.3	1298 x 680 x 600	96	64.87	410-420


Mount Hua Granite

Egypt Mushroom Stone

The random concave-convex design reveals the feature of nature, seemingly solemn while virtually light. It facilitates your approach to natural essence and gives manifestation to elegant lifestyle.



A-VJMG075



A-VJMG066



A-VJMG076



Normal Size	Packaging Size	PC / Box	m ² / Box	kg / Box
400 x 200 x 10.0-15.0	500 x 500 x 1050	62	8.32	250-300
600 x 300 x 10.0-15.0	700 x 700 x 1050	30	18.72	530-600

ATIPA

ECOLOGICAL ARTISTIC STONE SERIES

With the shape and texture of natural stone, it can perfectly restore the natural stone style without exploiting mountain.



A-VJND034



A-VJND074


Vicissitude Stone in South Island

It stands for the perfect combination of art and life, with the plain texture, abundant grains that are irregular in depth, disclosing the sense of vicissitude.

Normal Size	Packaging Size	PC / Box	m ² / Box	kg / Box
570 x 270 x 6.0-10.0	610 x 310 x 145	16	2.4624	26
570 x 570 x 6.0-10.0	610 x 310 x 145	16	5.1894	34

Roman Cultural Stone

Against the backdrop of light and shadow, the simple design featuring different level of thickness vigorously demonstrates the charm of art.



A-VJWHS046



A-VJWHS034



A-VJWHS076



A-VJWHS074

Normal Size	Packaging Size	PC / Box	m ² / Box	kg / Box
570 x 270 x 6.0-10.0	610 x 310 x 145	16	2.4624	26
570 x 570 x 6.0-10.0	610 x 610 x 100	16	5.1894	34



Badaling Strip Stone




With the shape and texture of the crude stone material, its color and glaze retains the feature of natural stones, thoroughly revealing the content and artistic sense of the stone.

Normal Size	Packaging Size	PC / Box	m ² / Box	kg / Box
570 x 270 x 6.0-10.0	610 x 310 x 145	18	2.7702	26
570 x 570 x 6.0-10.0	610 x 610 x 100	18	5.8482	34





A-VJQSY034



A-VJQSY080

Clear Water Rock



Normal Size	Packaging Size	PC / Box	m ² / Box	kg / Box
570 x 270 x 6.0-10.0	610 x 310 x 145	14	2.16	26
570 x 570 x 6.0-10.0	610 x 610 x 100	14	6.5	34

The path follows the flowing water, giving serenity to the surroundings

Flowing Stone


Normal Size	Packaging Size	PC / Box	m ² / Box	kg / Box
570 x 270 x 6.0-10.0	610 x 310 x 145	16	2.5	26
570 x 570 x 6.0-10.0	610 x 610 x 100	16	5.2	34



A-VJLS034




A-VJLS080




Dragon Tail Slate in Wuyuan


Its attraction is characterized by the frosted and concave convex texture, naturally irregular shape, and design filled with a sense of period




A-VJLW034



A-VJLW047



A-VJLW066



A-VJLW040

Normal Size	Packaging Size	PC / Box	m ² / Box	kg / Box
570 x 270 x 6.0-10.0	610 x 310 x 145	20	3.078	26
570 x 570 x 6.0-10.0	610 x 610 x 100	20	6.498	34

ATIPA

ECOLOGICAL SPLIT TILE

The facial texture is similar to the traditional calcined clay kiln, showing a natural burning face; superior color matching added the fashion sense and manifesting uncommon taste.

Ancient Cyan Brick




A-VJGQ131

Normal Size	Packaging Size	PC / Box	m ² / Box	kg / Box
250 x 140 x 2.5-3.3	600 x 310 x 145	75	3.44	23-26

Clay Brick Surface

Normal Size	Packaging Size	PC / Box	m ² / Box	kg / Box
240 x 60 x 2.5-3.3	610 x 310 x 145	350	5.04	19-22



Natural texture like the authentic burned result



A-VJT034




A-VJCM066



A-VJCM075



A-VJCM033




A-VJCM077



A-VJCM034



A-VJCM006



A-VJCM079



A-VJCM058



A-VJCM004

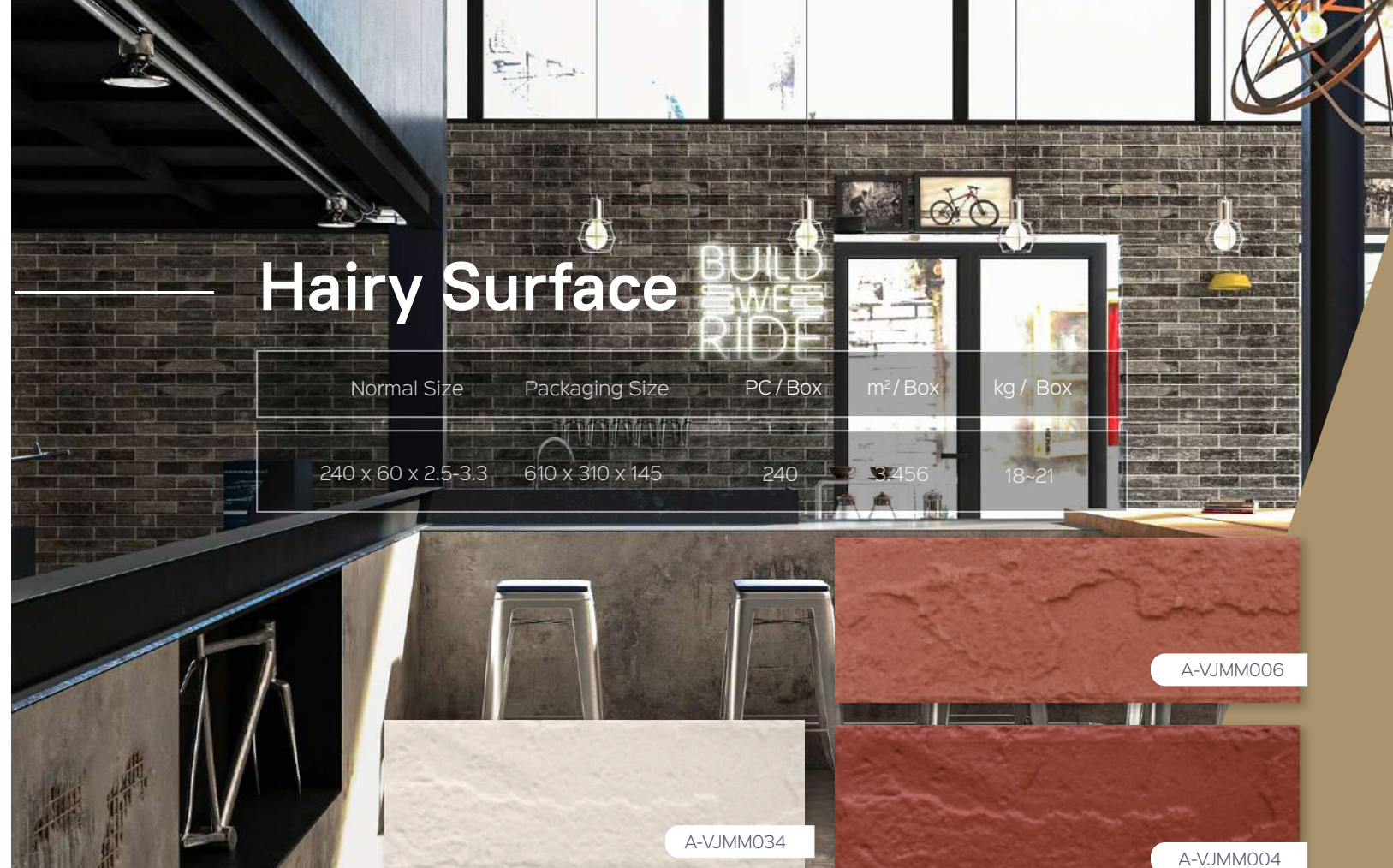


A-VJCM078



Normal Size	Packaging Size	PC / Box	m ² / Box	kg / Box
240 x 60 x 2.5-3.3	610 x 310 x 145	350	5.04	19-22

Rough Surface



Hairy Surface

Normal Size	Packaging Size	PC / Box	m ² / Box	kg / Box
240 x 60 x 2.5-3.3	610 x 310 x 145	240	3.456	18~21




A-VJMM034




A-VJMM006



A-VJMM004



A-VJMM066



A-VJMM078



A-VJMM058



A-VJMM077




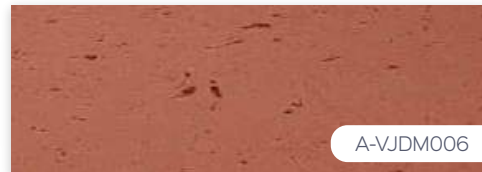
A-VJMM075



A-VJMM079




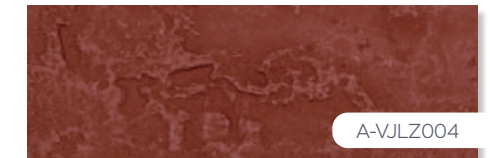


A-VJMM033



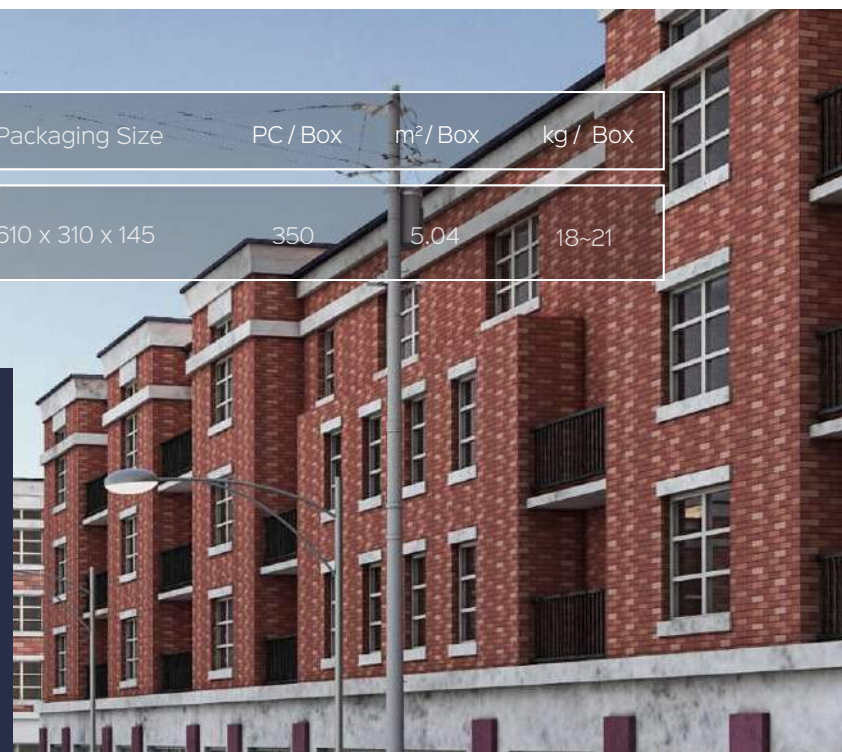
Old Brick Surface

Normal Size	Packaging Size	PC / Box	m ² / Box	kg / Box
210 x 60 x 2.5-3.3	535 x 275 x 165	200	2.52	18~21



Normal Size	Packaging Size	PC / Box	m ² / Box	kg / Box
240 x 60 x 2.5-3.3	610 x 310 x 145	350	5.04	18~21


Cavo Surface




Old brick texture brings warm ambience. It gives statement to the wall

Ancient Brick Surface


Double Color



A-VJGZ077




A-VJGZ079



A-VJGZ078


Normal Size	Packaging Size	PC / Box	m ² / Box	kg / Box
240 x 60 x 2.5-3.3	610 x 310 x 145	350	5.04	19~22




Single Color



A-VJGZ075



A-VJGZ058



A-VJGZ066



A-VJGZ004



A-VJGZ006



A-VJGZ033




A-VJGZ034

ATIPA

ECOLOGICAL DERMATOGLYPH SERIES

Noble and luxurious leather face decoration can get it without hunting and killing animals cruelly



A-VJEY001



A-VJEY086



A-VJEY069




A-VJEY034

Normal Size	Packaging Size	PC / Box	m ² / Box	kg / Box
570 x 270 x 2.5-3.3	610 x 310 x 145	30	4.617	22
570 x 570 x 2.5-3.3	610 x 610 x 100	22	7.148	30
1160 x 570 x 2.5-3.3	1298 x 680 x 600	105	70.95	410-420

Crocodile Dermatoglyph

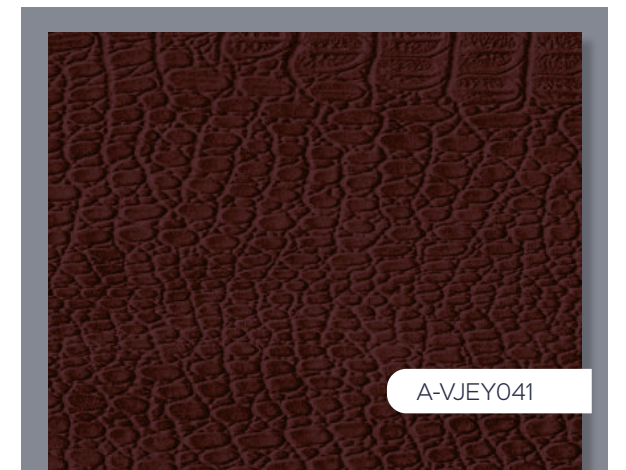
Inspired by the Australian freshwater crocodile, a kind of rare animal all over the world, this kind of dermatoglyph owns luxurious texture, which proves that the best product can be made from environmental materials, no need to hunt and kill animals cruelly




A-VJEY080SJ



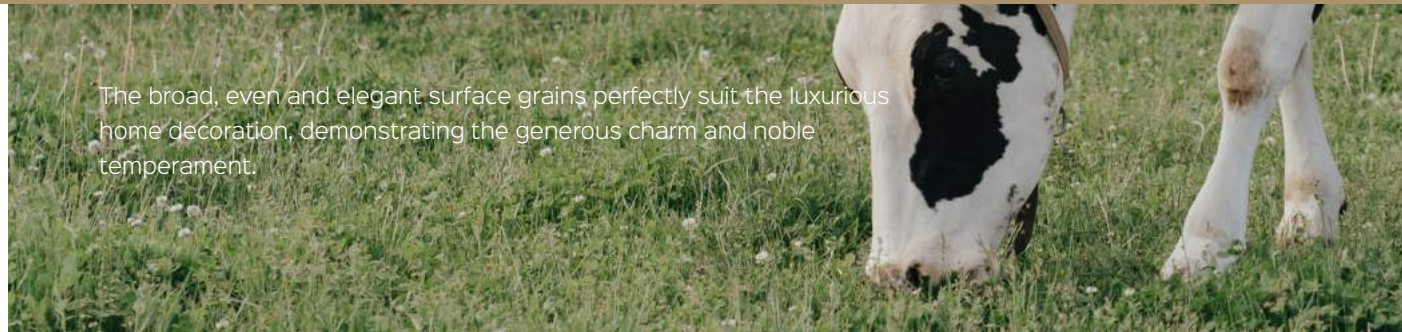
A-VJEY080



A-VJEY041



Cow Dermatoglyph




The broad, even and elegant surface grains perfectly suit the luxurious home decoration, demonstrating the generous charm and noble temperament.

Normal Size	Packaging Size	PC / Box	m ² / Box	kg / Box
570 x 270 x 2.5-3.3	610 x 310 x 145	30	4.617	22
570 x 570 x 2.5-3.3	610 x 610 x 100	22	7.148	30
1160 x 570 x 2.5-3.3	1298 x 680 x 600	105	70.95	410~420




A-VJNP041



A-VJNP065



A-VJNP080




A-VJNP034




A-VJNP001



A-VJNP069



A-VJNP086




A-VJMY076



A-VJMY034

Flax Charm

With natural fabric texture, inadvertently revealed a touch of retro feelings.




A-VJMY086

Normal Size	Packaging Size	PC / Box	m ² / Box	kg / Box
570 x 270 x 6.0-10.0	610 x 310 x 145	24	3.4	23-36
570 x 270 x 6.0-10.0	610 x 610 x 100	24	7.8	30-34




A-VJMY046

Real textured tile




A-VJMY022



A-VJMY040

ECOLOGICAL WOOD GRAIN SERIES

Own the original texture of trees,
but not cut any forest or any tree




American Oak


The texture of the tree can be clearly seen,
the color is soft, reflecting the appearance of
the most primitive tree, no polishing, no painting,
dirt resistance and self-cleaning,
healthy and eco-friendly.



A-VJLM077



A-VJLM087

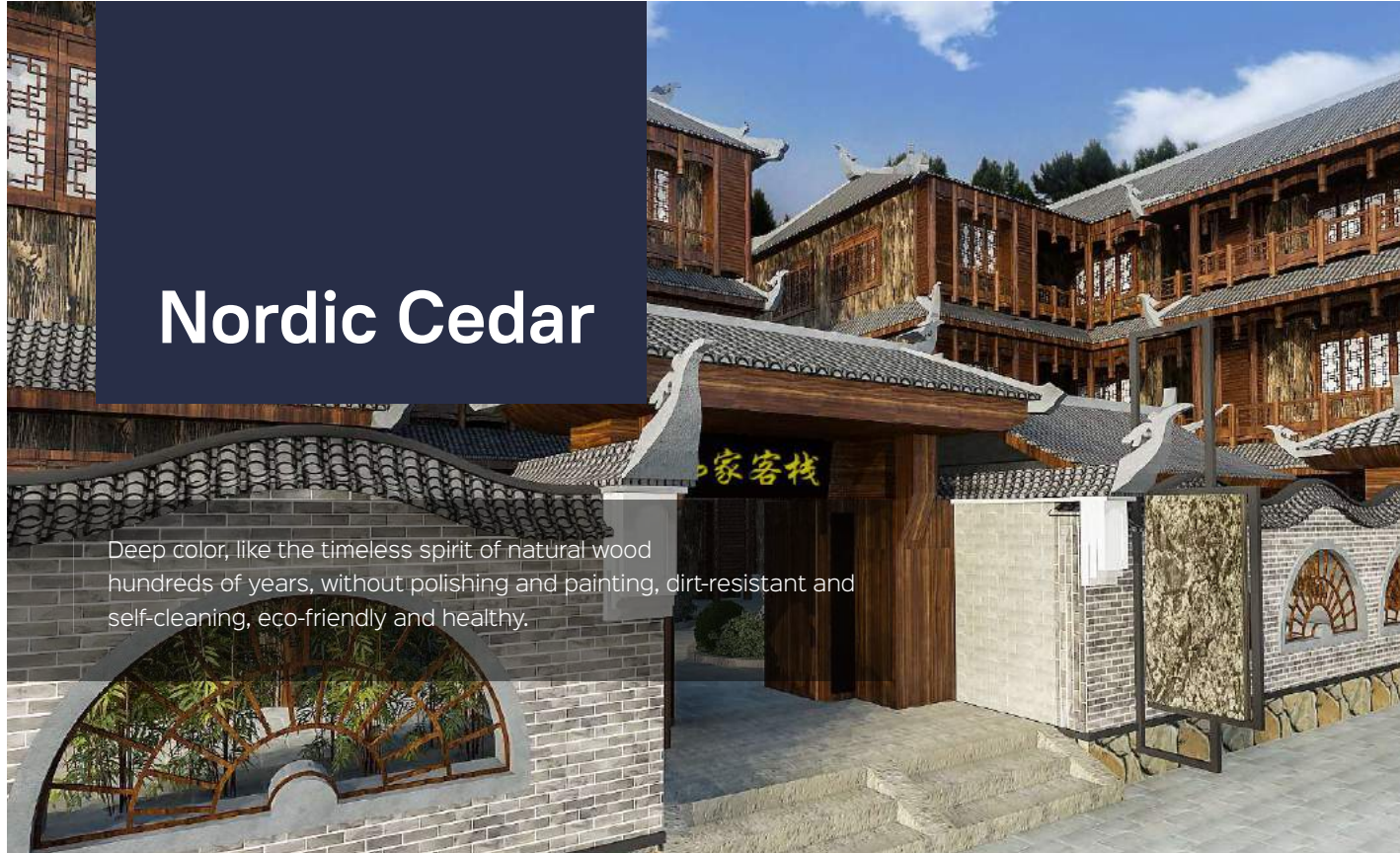


A-VJLM088



Normal Size	Packaging Size	PC / Box	m ² / Box	kg / Box
1160 x 145 x 2.5-3.3	1250 x 355 x 465	200	33.76	150-160

Nordic Cedar

Deep color, like the timeless spirit of natural wood hundreds of years, without polishing and painting, dirt-resistant and self-cleaning, eco-friendly and healthy.



Normal Size	Packaging Size	PC / Box	m ² / Box	kg / Box
1160 x 145 x 2.5-3.3	1250 x 355 x 465	200	33.76	150-160



South Africa Wenge Wood



Faint tree rings can be seen, fine texture, soft color, perfectly shows the original appearance of wood products, no polishing, no painting, dirt-resistant and self-cleaning, healthy and environmentally friendly.




Normal Size	Packaging Size	PC / Box	m ² / Box	kg / Box
1160 x 145 x 2.5-3.3	1250 x 355 x 465	200	33.76	150-160

CONSTRUCTION & INSTALLATION METHOD



for Split Brick Series

- 1) After primary treatment, set the line for positioning.
- 2) Use a sawtooth trowel to scrape off the prepared **ATIPA** Flexible Tile adhesive the back of the tile, pulp thickness 2-3mm, full pulp ratio should be more than 80% Please don't put too much pulp on the edge of the tile, easy to carry by hand and avoid dirty hands.
- 3) Move the tile up and down evenly with both hands, adjust the seam width, make the tiles can be uniform contact with the wall, and knock it with rubber plate to make the adhesive uniform. Pressing with fingers is not allowed.
- 4) Filling, use **ATIPA** Flexible Tile or silicone rubber guide material to fill all the seams.
- 5) Point, when the pointing agent or silicone rubber is half dry, use it steel guide rod suitable for pulling the connection, the connection must be deep, saturated and smooth.
- 6) Clean the surface of the wall, then use trowel to eradicate the pointing agent use a dry sponge to remove the ashes.



for Stone Materials Series

- 1) After basic level processing, line setting for positioning.
- 2) Use a sawtooth trowel to scrape off 2-3mm thick **ATIPA** Flexible Tile adhesive to the wall, and the width best fits your arm length.
- 3) Move the tile up and down evenly with both hands, adjust the seam width, and tapped it with the rubber plate to make the adhesive uniform.
- 4) After the adhesive is half dry, use a steel rod to guide the joint.
- 5) For overflow adhesive, when half dry, use trowel to remove it.
- 6) Using a dry sponge to remove the ash.

For **ATIPA** Flexible Tile-Stone Materials Series, you can also use split bricks construction method, scrape and paste on the back of the tile, and use it indicating material or silicone rubber to fill the joints



- 1) After primary treatment, set the line for positioning.
- 2) Use a sawtooth trowel to scrape off the prepared **ATIPA** soft ceramic tile adhesive onto the back of the tile, pulp thickness 2-3mm, full slurry ratio should be more than 80%. Please don't put too much pulp on the edge of the tile, it's easy for hands to carry and use avoid dirty hands.
- 3) Move up and down evenly from the tile with both hands, adjust the seamwidth, make the tile can contact uniformly with wall, and tap with the rubber plate to make the adhesive uniform. Finger pressing is not allowed.
- 4) Clean the joint, when the overflow adhesive is half dry, use a trowel to remove it.
- 5) Clean the surface dust with a dry sponge

for Stone Materials Series



- 1) After primary treatment, set the line for positioning.
- 2) Use a sawtooth trowel to scrape the prepared **ATIPA** Flexible Tile adhesive onto the back of the tile, pulp thickness 2- 3mm, full slurry ratio should be more than 80%. Please don't put too much pulp on the edge of the tile, it's easy for hands to carry and use avoid dirty hands.
- 3) Move up and down evenly from the tile with both hands, adjust the seam width, make the tile can contact uniformly with wall, and tap with the rubber plate to make the adhesive uniform. Finger pressing is not allowed.
- 4) Filling, using **ATIPA** Flexible Tile guiding agent or silicone rubber to fill all seams full, or after seam cleaning, use stainless steel rod bonding free nail glue to decorate the seams.
- 5) Pointing, when the pointer material or silicone rubber is half dry, use a suitable pointer steel rod to pull out the joint, joints should be deep, saturated and smooth. If using a stainless steel rod, tear off the surface layer after the nail glue is free dry.
- 6) Clean the surface dust with a dry sponge

for Dermatoglyph Series




EDGE & CORNER

- 1) For chamfering place, the base level should be level. Products both sides keep 1-3mm distance from the corner, comfortable to point.
- 2) Fill the seam with pointing agent or silicone rubber.
- 3) Use matched steel guide rod to pull out the joint, the joint should be deep, saturated and smooth.
- 4) For overflow marking agent or silicone rubber, after half dry, use small shovel to eradicate.
- 5) Use a dry sponge to remove the ash

CHAMFERING

- 1) Use a small grinder to grind a 45° angle on the edge of two **ATIPA** flexible tiles which will be linked together.
- 2) In the joint place, the adhesive must be fully filled, use hand to compact evenly two pieces of product.
- 3) If there is a seam at the joint place, it is necessary to use the same color sealant to fill it full.
- 4) After the slurry is dry, use the grinding wheel or the product of the same color to grind corner, and make it round and smooth





**RECOMMENDED
PAVING METHOD**

